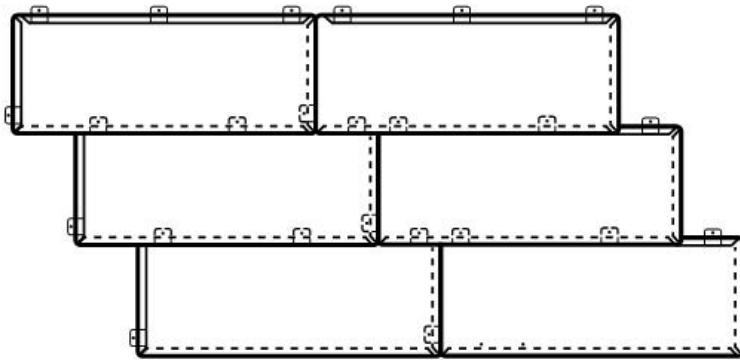




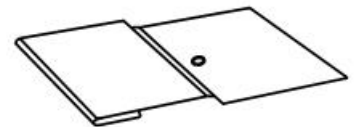
ARCHITECTURAL SHINGLE

CONCEALED FASTENER
PANEL SYSTEMS

Elevation View



Typical Joint Detail



Flat Seam Clip

Product Summary

Kovach Architectural Shingles provide an attractive concealed panel that suits a variety of applications. This panel is for use over solid substrates and can be provided in shingle sizes of 8" to 21" square. Consult Kovach for other sizes and patterns.

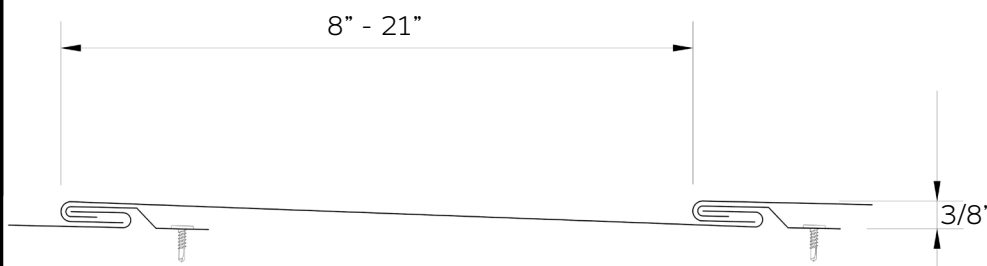
Standard Material Options

- Galvanized Steel & Galvalume
- 24ga, 22ga

Please consult Kovach for gauge availability in stainless steel, aluminum, copper and zinc applications.

Choose from a wide selection of standard, metallic/exotic, custom and wood grain colors, using a Kynar® 500 paint system.

Shingle Assembly



Features and Benefits

- Ideal for wall applications
- Can be manufactured and installed in a variety of patterns
- Wide variety of materials and finish options
- Consult Kovach for custom options
- Kovach can provide specification and design assistance
- Consult Kovach for accessories and fastener recommendations

